

SPRAY CHARACTERISTICS

- Uniform distribution of droplets in a wide angle solid cone square shaped spray pattern.
- Droplet size is larger than in hollow cone nozzles of equal capacity.
- Pressure increases affect spray angles.

CONSTRUCTION AND MATERIALS

- Hexagonal one piece quick attach body and cross-milled core.
- Core imparts the necessary swirl to produce a solid spray pattern.
- Available in Brass and 316 Stainless Steel.


ORDER EXAMPLE

DFBT 25 Brass.

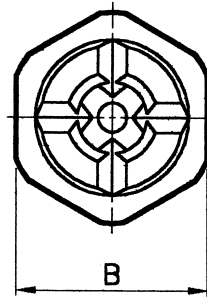
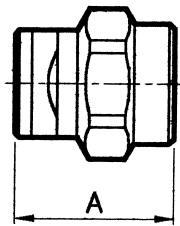


DIMENSIONS (mm)

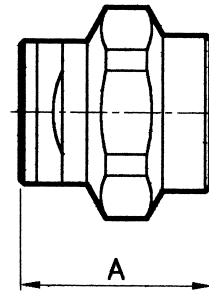
Nozzle Size	A	B Hex
DFBT STANDARD	21,4	18,0
DFBT LARGE	28,6	25,7



DFBT STANDARD



DFBT LARGE



CAPACITY CHART

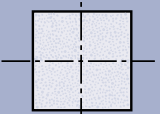
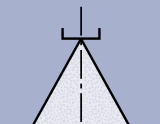
NOZZLE NUMBER	BODY SIZE*		FLOW RATE IN LITRES/MIN AT Bar.G.								SPRAY ANGLE (°) @ 2 Bar.G.
	S	L	0,7	1	1,5	2	3	4	6	7	
DFBT 6			1,25	1,50	1,88	2,18	2,65	2,87	3,41	3,54	85
DFBT 8			1,86	2,28	2,84	3,23	4,00	4,55	5,38	5,72	95
DFBT 11			2,79	3,23	3,86	4,31	5,15	5,45	6,73	7,34	120
DFBT 15			3,67	4,50	5,26	5,59	6,64	7,24	8,70	9,16	110
DFBT 18			4,40	5,39	6,30	6,70	7,96	8,68	10,43	10,98	120
DFBT 22			5,58	6,84	8,0	8,50	10,10	11,01	13,23	13,94	110
DFBT 25			6,04	7,24	8,43	9,32	11,01	12,32	14,65	15,76	120
DFBT 32			7,70	9,15	10,80	11,92	14,30	15,78	18,90	19,90	110
DFBT 39			9,40	11,15	13,14	14,52	17,40	19,20	23,00	24,25	120
DFBT 46			11,62	13,64	15,86	17,27	19,29	22,32	25,45	27,88	112
DFBT 48			12,52	15,25	16,87	18,18	23,13	24,54	29,80	32,52	120
DFBT 59			13,23	15,96	19,29	22,32	26,06	28,18	34,64	37,67	128

*S = for use with 1/4" or 3/8" Dela-Fit Bodies. L = for use with 1/2" Dela-Fit Bodies.

DELA-FIT

TYPE DFBT

Contact our Helpline for any special requirements:
Tel: +44 (0) 151 424 6821
Fax: +44 (0) 151 495 1043
e-mail: sales@delavan.co.uk
Web: www.delavan.co.uk



DF